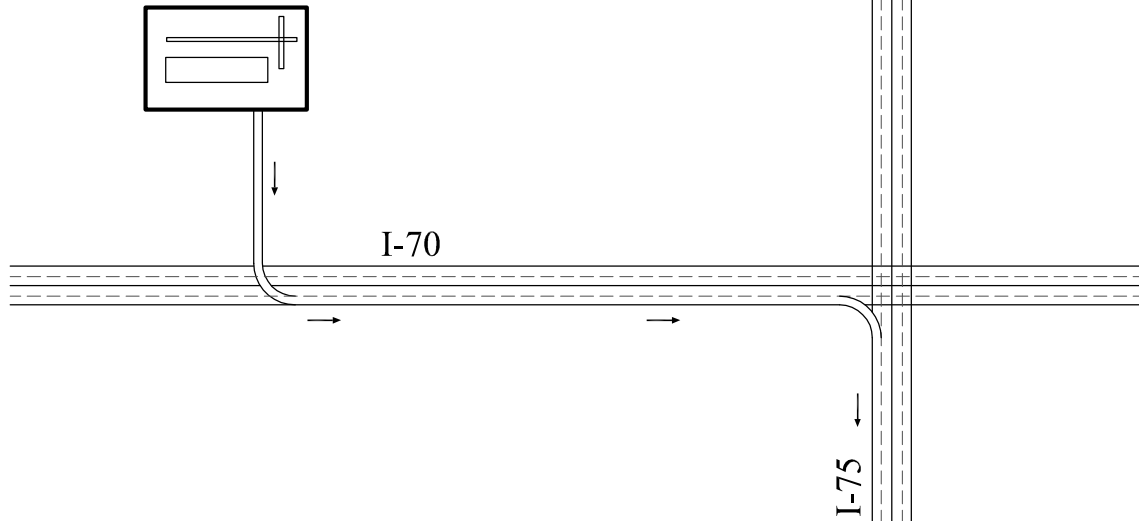
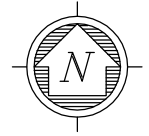


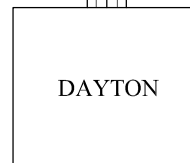
DAYTON INTERNATIONAL AIRPORT

TO TOLEDO



DRIVING INSTRUCTIONS FROM DAYTON INTERNATIONAL AIRPORT TO NEW STEEL INTERNATIONAL

TAKE AIRPORT EXIT ROAD TOWARDS INTERSTATE I-70.  
 MERGE ONTO I-70 EAST (STAY IN RIGHT HAND LANE)  
 APPROXIMATELY 1/2 MILE TO INTERSTATE I-75.  
 MERGE ONTO I-75 SOUTH. PASS THRU DAYTON, OHIO TO THE  
 MIDDLETOWN, STATE RT-122 EXIT (EXIT 32) - APPROX. 27 MILES.  
 FROM EXIT, TURN RIGHT (WEST) ONTO STATE RT-122. STAY IN  
 LEFT LANE TO NEXT TRAFFIC SIGNAL. MERGE INTO LEFT TURN LANE.  
 TURN LEFT ONTO TOWNE BLVD, THEN IMMEDIATE RIGHT ONTO  
 ROOSEVELT AVE. UP HILL TO SECOND ENTRY DRIVE ON RIGHT.



I-75

I-75

NEW STEEL INTERNATIONAL, INC.  
 6730 ROOSEVELT AVE.  
 FRANKLIN, OHIO 45005  
 (513) 422-0100  
 www.n-steel.com

THE NEW STEEL INTERNATIONAL OFFICES ARE  
 LOCATED ON THE SECOND FLOOR  
 DIRECTLY ACROSS FROM THE ELEVATOR EXIT.

